


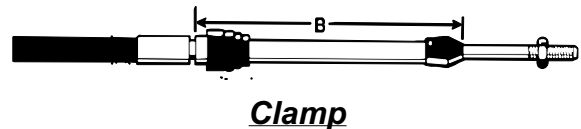
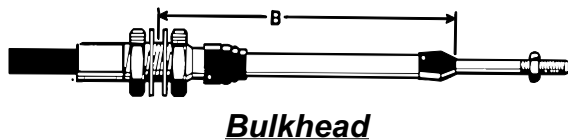
# TMAP

TELEFLEX MORSE  
ASSEMBLERS'  
PROGRAM



We are a TELEFLEX/MORSE factory TRAINED and LICENSED cable assembler. We use only top quality Teleflex/Morse components to build a wide range of replacement control cables. Now you don't have to wait weeks for that long or odd cable that no one has in stock. Call us first and we'll build your cable today!

## PUSH-PULL CABLE IDENTIFICATION GUIDE



- Bulkhead
- Clamp
- Bulkhead/Clamp
- Throttle
- Clutch
- Utility
- Posi-lock
- Vernier

SERIES	ROD END THREAD SIZE	"B" DIMENSION		
		2" TRAVEL	3" TRAVEL	4" TRAVEL
30B	10-32	4"	5"	6"
30C		3 5/16"	4 5/16"	5 5/16"
40B	1/4-28	4 1/8"	5 1/8"	6 1/8"
40C		3 1/2"	4 1/2"	5 1/2"
60B	5/16-24	4 3/8"	5 3/8"	6 3/8"
60C		3 11/16"	4 11/16"	5 11/16"
80B	3/8-24	4 3/4"	5 3/4"	6 3/4"
80C		4 1/4"	5 1/4"	6 1/4"

NOTES: For "BC" type cables use a combination of the above dimensions.  
To determine "B" dimension for 1" travel cables, subtract 1" from 2" travel figures above.  
To determine "B" dimension for 5" travel cables, add 1" to 4" travel figures above.

### 30, 40, 60 & 80 Series Cables Built To Your Exact Length Requirements

Follow These 6 Easy  
Steps To  
Cable Identification

1. Check for part number on plastic jacket of cable.
2. Identify rod end thread size.
3. Determine type of hubs required: clamp, bulkhead, utility, etc.
4. Identify cable travel (see chart).
5. Measure cable length from rod end to rod end (tip to tip).
6. Call us at 1-800-225-0004 and we'll build your cable today!

Phone: 800-225-0004 ☎ Fax: 908-486-1056  
e-mail: sales@sealandpower.com