

**SHERWOOD**

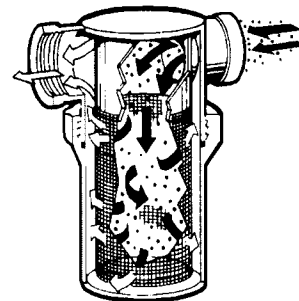
# Seawater Strainer and Bracket

- Full Flow Filtering with Ultra Low Pressure Differential
- Easy In-Line Cleaning
- Durable Non-Corrosive Construction
- Quick Clear Bowl Examination
- Lightweight with Optional Mounting Bracket
- Stainless Steel Screens



**Strainer Description**

Strainer Number	Port Size	Screen Mesh	Bracket No.
15935	1/2"	20 Mesh	N/A
18004	1/2"	50 Mesh	N/A
18001	3/4"	20 Mesh	14240
18005	1"	20 Mesh	14239
18016	1-1/4"	20 Mesh	14238
18029	1-1/2"	20 Mesh	21930



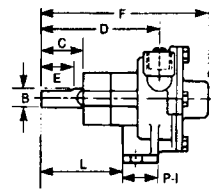
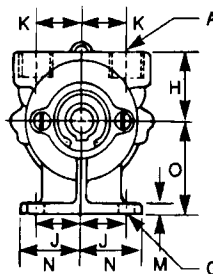
**Strainer Components**

Strainer Number	Screen No.	O-ring No.	Bowl No.
15935	11810	11805	14379
18004	11811	11805	14379
18001	11810	11805	14379
18005	11807	11803	14380
18016	14214	11803	14380
18029	16126	11803	14380



# Engine Cooling Pumps

- Heavy Duty Design for Pulley Drive or Long Couple
- Mechanical Seal for Extended Seal Life
- Rear Support Bushing for Load Absorption
- Ball Bearing Supported Drive Shaft
- Corrosion Resistant Bronze Constructed
- Neoprene Impeller and Buna Seal - Standard
- Stainless Steel Shaft



Model No.	Impeller	Port Size	Dimensions (Inches)															
			B	C	D	E	F	G	H	I	J	K	L	M	N	O	P	
R30G	10077	1/2" NPT	.50	1.50	3.56	1.0	5.28	.34	1.47	.75	1.06	1.12	3.09	.25	1.44	1.38	.44	
R50G	09959	3/4" NPT	.63	1.50	4.06	1.0	5.28	.41	1.63	.75	1.12	1.25	3.34	.25	1.50	2.12	.50	
R102	10615	1" NPT	.63	1.50	4.53	1.0	6.66	.41	2.12	.88	1.38	1.50	3.97	.25	1.81	2.12	.56	

• Recommended Horsepower: R30G - 1/2, R50G - 3/4, R102 - 2.

Phone: 800-225-0004    Fax: 908-486-1056  
e-mail: sales@sealandpower.com

**SHERWOOD**

# G Series Flexible Impeller Pumps

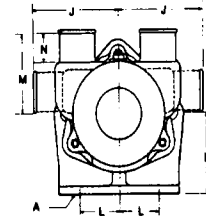
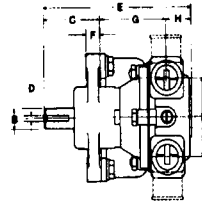
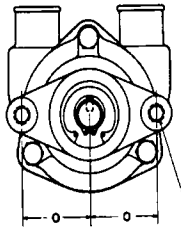
- Mechanical Seal
- Bronze Housing
- Stainless Steel Shaft
- Sealed Ball Bearing
- Excellent for Engine Cooling, Either as Replacement for Obsolete Pump or New Installation



Horizontal Porting G1 & G3



Vertical Porting G2, G4, & G11




Model No.	Impeller	Port Size	Dimensions (Inches)															
			A	B	C	D	E	F	G	H	I	J	K	L	M	N	O	P
G1	09959	1" Hose	13/32	5/8	2-1/64	3/16	5-1/4	1/2	2-25/64	27/32	1-1/4	2-5/8	2-1/8	1-3/8	-	7/8	1-5/8	3/8
G2	09959	1" Hose	13/32	5/8	2-1/64	3/16	5-1/4	1/2	2-25/64	27/32	1-1/4	-	2-1/8	1-3/8	2-1/4	7/8	1-5/8	3/8
G3	10615	1-1/4" Hose	13/32	5/8	2-1/64	3/16	5-5/8	1/2	2-37/64	1-1/32	1-1/2	2-5/8	2-1/8	1-3/8	-	7/8	1-5/8	3/8
G4	10615	1-1/4" Hose	13/32	5/8	2-1/64	3/16	5-5/8	1/2	2-37/64	1-1/32	1-1/2	-	2-1/8	1-3/8	2-5/16	7/8	1-5/8	3/8
G8	10615	1-1/4" Hose	13/32	5/8	2-1/64	3/16	-	1/2	-	-	1-1/2	-	2-1/8	1-3/8	-	7/8	1-5/8	3/8
G11	09000	1/2" NPT	13/32	5/8	2-1/64	3/16	5-1/4	1/2	2-25/64	27/32	1-1/4	-	2-1/8	1-3/8	2-1/4	7/8	1-5/8	3/8

**NEW!**

## Upgraded 17000 Series Pump

- Upgraded Water Seal
  - Spline Impeller
  - Robust Bearing Housing/Body
  - Upgraded Oil Seal
  - O-ring Sealed Gasket for Mounting
  - Increased Bearing/Shaft Size
  - Robust Wear Plate
  - G1730 replaces P1727X, P1730X, P1731X
  - G1732\* replaces P1710X, P1726X, P1732X
- \* Gear not included.



Phone: 800-225-0004    Fax: 908-486-1056  
 e-mail: sales@sealandpower.com

# Engine Specified Pumps

**Model D55, D60,  
 D65, D75  
 Chrysler**



**Model E35  
 Crusader**



**Model G65  
 Perkins**



**Model G155  
 Mercruiser/StarPower**



**Model G5, G7,  
 G7B, G50  
 Chrysler**



**Model G20, G21  
 Pleasurecraft**



**Model G30-2,  
 G30-2B, G45-1  
 ChrisCraft**



**Model G151, G157  
 StarPower &  
 MarinePower**



**Model GC1, GC4, GC5  
 Cummins**



**Model J70, L80  
 Commander**



**Model K75B, L10B  
 Onan**



**Model M71  
 Cummins**



**The #1 Reason for Premature Engine Wear Is Overheating.**

**Phone: 800-225-0004 ☎ Fax: 908-486-1056**  
**e-mail: [sales@sealandpower.com](mailto:sales@sealandpower.com)**

**SHERWOOD**


*Manufacturer's Original Equipment*

**Model G9901  
 OMC/Volvo**

**Model G9903  
 OMC/Volvo**

**Model G1503  
 Cummins**

**Model G906, G907  
 Kohler**




**Model G907P  
 Kohler**

**Model H5  
 Perkins**

**Model N10360GX  
 ChrisCraft**

**Model P105  
 Volvo, Indmar,  
 MarinePower, etc.**




**Model R30G, R30G-1  
 Westerbeke**

**Model R50G,  
 R10870G  
 Westerbeke**

**Model R991  
 Yamaha**

**Model RPBC  
 Perkins**



**To Maintain Performance, Insist Upon Original Engine Specified Sherwood Products.**

**Phone: 800-225-0004 ☎ Fax: 908-486-1056**  
**e-mail: [sales@sealandpower.com](mailto:sales@sealandpower.com)**

# Engine Specified Pumps

*Manufacturer's Original Equipment*

Model G701  
Onan



Model G1006  
Onan



Model G1801, G1805  
Caterpillar



Model G1804,  
G1806, G18061  
Caterpillar



Model G1807, G18071  
Caterpillar



Model G1808, 18081  
Caterpillar



Model G1810  
Cummins



Model P176  
Caterpillar



Model P1710,  
P1726, P1732  
Caterpillar



Model P1711, P1719  
JohnDeere



Model P1716,  
P1722, P173  
Cummins



Model P1727,  
P1730, P1731  
Cummins

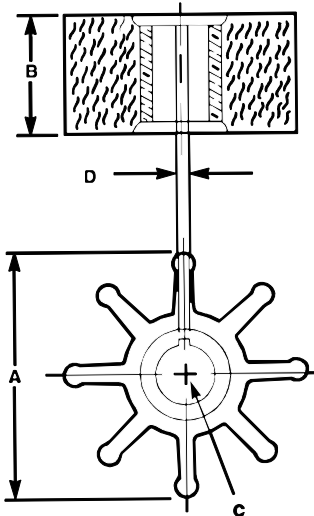


The #1 Reason for Premature Engine Wear Is Overheating.  
 To Maintain Performance, Insist Upon Original Engine Specified Sherwood Products.

Phone: 800-225-0004 ☎ Fax: 908-486-1056  
 e-mail: [sales@sealandpower.com](mailto:sales@sealandpower.com)

**SHERWOOD**

**Genuine SHERWOOD Impellers**



Part #	Diameter A	Width B	Shaft Diameter C	Keyway D	# of Vanes	Material
08000	1 9/16"	3/4"	3/8"	Pinned	8	Neoprene
10077	2 1/4"	25/32"	1/2"	3/32"	12	Neoprene
12336	2 1/4"	25/32"	1/2"	3/32"	12	Nitrile
09000	2 7/16"	7/8"	5/8"	3/16"	12	Neoprene
09959	2 7/16"	1 1/4"	5/8"	3/16"	12	Neoprene
12337	2 7/16"	1 1/4"	5/8"	3/16"	12	Nitrile
10615	2 9/16"	1 5/8"	5/8"	3/16"	12	Neoprene
15000	2 9/16"	2"	5/8"	3/16"	12	Neoprene
18200	2 9/16"	2"	5/8"	Spline	12	Neoprene
19000	2 9/16"	2"	3/4"	Special*	12	Neoprene
10187	2 19/32"	1 13/32"	5/8"	3/16"	9	Neoprene
12338	2 19/32"	1 13/32"	5/8"	3/16"	9	Nitrile
17000	3 1/4"	2 7/8"	20 mm	3/16"	12	Neoprene
18000	3 5/8"	4"	15/16"	Spline	12	Neoprene
22000	4 1/2"	4 5/16"	15/16"	Spline	10	Neoprene

**Major Pump and Parts Service Section**

The following parts list is made available for the identification of major components of raw water pumps currently active in marine engine applications. Although the pump may no longer be a unit in production, it may be a serviceable pump. This is intended to assist the distributors and their dealers with identification and ordering of parts.

Engine Manufacturer		Sherwood Number	Ports		Impeller Kit	Minor Repair Kit	Major Repair Kit	Pump Avail	Replace-ment Pump	Seal & Seat/Lip Seal	Bearing Assembly
Engine Model	Engine Part Number		Inlet	Outlet							
Example Only		B11	1/2" NPT	1/2" NPT	05237/05725	12951	13369	O		11367	11365
		P101	1 1/4"	1 1/4"	10615K	19301	19300	P		12859	(2) 23448
		P10700G	3/4" NPT	3/4" NPT	09959K	10685	12252	S		10545	4257
		D10C	-	-	10635			S		10577	14055
		D15CC	-	-	10557			S		10577	14055
		L9980G	1/2"	1/2"				O	N10360GX	10546	4306
		P1716B-01	2"	1 3/4"	17000K	23972	23974	P	P1716X	15955/19674	(2) 15951

D10C Centrifugal recirculation pump clockwise rotation from pulley end  
D15CC Centrifugal recirculation pump counterclockwise rotation from pulley end

05237/05725 For gear pumps, first item drive gear; second item idler gear  
(2) 10077 Rubber impeller (2) per pump  
09959K & 10615K Pump uses both a 09959 and 10615 impeller

Obsolete pump, no longer in production O  
Proprietary pump, must purchase through engine manufacturer or their distributor P  
Sherwood pump, purchase direct from Sherwood Distributor S

Pump shown in this column is direct replacement O N10360GX  
Asterisk indicates no direct replacement available O \*

Complete Seal and Seat Assy 12859  
Mechanical Seal followed by the Lip Seal 15955/19674

Phone: 800-225-0004 Fax: 908-486-1056  
e-mail: sales@sealandpower.com

**SHERWOOD**

MANUFACTURER		SHERWOOD NUMBER	PORTS		IMPELLER KIT	MINOR REPAIR KIT	MAJOR REPAIR KIT	PUMP AVAIL.	REPLACEMENT PUMP	SEAL & SEAT/ LIP SEAL	BEARING ASSEMBLY
ENGINE MODEL	PART NUMBER		INLET	OUTLET							
<b>Caterpillar</b>											
3208	9Y1304	P171	1 3/4"	1 3/4"	17000K	23973	23975	O	P176X	15955	(2) 15951
3208	7E4115	P176-02	1 1/2"NPT	1 3/4"	17000K	23973	23975	P	P176X	23799	(2) 15951
3116	7E3268	P172	1 3/4"	1 3/4"	17000K	23973	23975	O	P1710X	15955/15950	(2) 15951
3116	4P7188	P1710-02	Flange Elbows	Flange Elbows	17000K	23973	23975	P	P1710X	23799/21776	(2) 15951
3126	113-1109	P1726	Flange Elbows	Flange Elbows	17000K	23973	23975	P	P1726X	15955/21776	(2) 15951
3126	152-8392	P1726TC-02	Flange Elbows	Flange Elbows	17000K			P	P1726TCX	23799/21776	(2) 15951
3126	170-6116	P1732-02	Flange Elbows	Flange Elbows	17000K	23973	23975	P	P1732X	23799/21776	(2) 15951
3176	100-6441	G1801	2 1/2"	2"	18000K	21351	21352	O		19878/19869	24000 Shaft Bearing Assy†
3176	123-0500	G1805	2 1/2"	2"	18000K	24023	24024	P		19878/19869	24000 Shaft Bearing Assy†
3196	123-0471	G1807	2 1/2"	2"	18000K	24023	24024	P		19878/19869	24001 Shaft Bearing Assy†
3196	197-1328	G18071-01	2 1/2"	2"	18000K	24023	24024	P		23837/19869	24001 Shaft Bearing Assy†
3406	112-6177	G1804	2 1/2"	2"	18000K	24004	24006	O		19878/19869	24001 Shaft Bearing Assy†
3406C	130-1160	G1806	2 1/2"	2 1/2"	18000K	24004	24006	O		19878/19869	24001 Shaft Bearing Assy†
3406C	201-0956	G18061-01	2 1/2"	2 1/2"	18000K	24004	24006	P		23837/19869	24001 Shaft Bearing Assy†
3406E	131-8272	G1808	3 3/4"	3 3/4"	18000K	24004	24007	O		19878/23045	24002 Shaft Bearing Assy†
3406E	196-8895	G18081-01	3 3/4"	3 3/4"	18000K	24004	24007	P		23837/23045	24002 Shaft Bearing Assy†
3412	147-7850	G2201-01	3 3/4"	3 3/4"	22000K	23234	23236	O		23087/23088	(2)23089
3412	212-7264	G22011-01	3 3/4"	3 3/4"	22000K	23234	23838	P		23906/23088	(2)23089
<b>Chris Craft</b>											
Model A		G8456						O	*	*	
Model A		A16	1"	1"	09959K			O	*	10927	4257
Model B		D7704	3/8"	3/8"				O	*	*	*
Model B		D7730	3/8"	3/8"				O	*	*	*
Model B		G8450	3/8"	3/8"				O	*	*	4306
Model B		K9750G	3/8"	3/8"				O	*	10546	4306
Model B		M10261G	3/8" NPT	3/8" NPT	10077K			O	*	10546	4306
Model K		D7669	1/2"	1/2"				O	*	*	*
Model K		D7729	1/2"	1/2"				O	*	*	*
Model K		G8451	1/2"	1/2"				O	*	10522	4306
Model K		K9710G	1/2"	1/2"				O	*	10546	4306
Model K	16.80-10007	M10262G	1/2" NPT	1/2" NPT				O	*	10546	4306
Model M		D7710	3/4"	3/4"				O	*	*	*
Model M		D7731	3/4"	3/4"				O	*	*	*
Model M		G8452	3/4"	3/4"				O	*	*	4306
Model M		K9635G	3/4"	3/4"				O	*	10546	4306
Model M	16.80-10008	M10263G	3/4" NPT	3/4" NPT	09959K	10685	12246	O	*	10545	4306
Model W		G8453	1"	1"				O	*	*	*
Model W		K9740	1"	1"				O	*	10545	4257
Model W	16.80-10009	M10264G	1" NPT	1" NPT	09959K	10685		O	*	10545	4257
Model 283		L9980G	1/2"	1/2"				O	N10360GX	10546	4306
Model 283		L9910G	1/2"	1/2"	09924			O	N10360GX	10546	4306
Model 283		N10160G	1/2"	1/2"	09924			O	N10360GX	10546	*
Model 283		M10095G	1/2"	1/2"	(2) 10077K	10244		O	N10360GX	10546	4306
Model 283	16.80-10003	N10360GX	1/2" NPT	1/2" NPT	(2) 10077K	10244	12301	S		10546	4306
Model 283M		L9980G	1/2"	1/2"				O	N10360GX	10546	4306
Model 283F		Q10780G	1" NPT	1" NPT				O	S11095G	10545	19988
Model 283F	16.80-27555	Q10825CC	-	-	10557		12249	O	*	10577	14055
Model 283F	16.80-27554	Q10830C	-	-	10635		12249	O	*	10577	14055
Model 307-327Q	16.80-18340	D05	1"	1"	10615K	11430		S		10927	(2) 4257
Model 307-327Q	16.80-28342	D10C	-	-	10635			S		10577	14055
Model 307-327Q	16.80-28341	D15CC	-	-	10557			S		10577	14055
Model 327F		Q10780G	1" NPT	1" NPT				O	S11095G	10545	19988
Model 327F		S11095G	1"	1"	10615K			S		10545	19988
Model 327F		Q10825CC	-	-	10635			O	*	10577	14055
Model 327F		Q10830C	-	-	10557			O	*	10577	14055
Model 427	16.80-10010	S11095G	1"	1"	10615K	11102	12308	S		10545	19988
Model 427	16.80-07808	S11110C	-	-	10635			O	*	10577	14055
Model 427	16.80-11007	S11115CC	-	-	10557			O	*	10577	14055
Model 430		N10450	-	-				O	N10360GX	10545	4257
Model 430		M10080G	-	-	09924			O	N10360GX	10546	4306
Model 430		N10200G	-	-	(2)10077			O	N10360GX	10546	4306
Model 430		N10370G	-	-	(2)10077			O	N10360GX	10546	4306

† Assembly includes bearing pressed onto the shaft along with the appropriate spacers, washers and retaining rings.

Phone: 800-225-0004 ☎ Fax: 908-486-1056  
e-mail: sales@sealandpower.com

**SHERWOOD**

SHAFT	CAM	GASKET/ O-RING	BUSHING	BODY	CAM SCREW	COVER	HOUSING	WEAR PLATE	KEY	PIN	PIPE PLUG	SLINGER	HUB/ ADAPT.	RETAINING RING	PULLEY/ GEAR
16045	18271	15945			19673	18742	*	18441	15948		(2) 339			(3) 15952/15942(1)	
19620	18271	15945			10515	18742	19015	18441	19667		(2) 339			(3) 15952/15942(1)	
19620	18693	15945			19673	18742	*	18441	15948		(2) 339			(3) 15952/15942 (1)	
19706	18271	15945			19714	18742	19683	18441	19667		(2) 339		19699	(3) 15952/15942 (1)	
19706	21318	15945			19714	18742	19683	18441	19667		(2) 339		19699	(3) 15952/15942 (1)	
19706	22821	15945			19714	22819	22820	22818	19667		(2) 339		19699	(3) 15952/15942 (1)	
19706	21318	15945			19714	18742	19683	18441	19667		(2) 339		19699	(3) 15952/15942 (1)	
	19829	19879		19827		19837	19828	19836			(2) 339	19868		(2) 19762/19867 (1)	
	(2) 21106	(2) 21561		22125		19837	21829	19836		21566	(2) 339	19868		(2) 19762/19867 (1)	
	(2) 21106	(2) 21561		21827		19837	21829	19836		21566	(2) 339	19868		(2) 19762/19867 (1)	
	(2) 21106	(2) 21561		21827		19837	21829	19836		21566	(2) 339	19868		(2) 19762/19867 (1)	
	(2) 21533	(2) 21561		*		19837	21565	19836		21566	(2) 339	19868		(2) 19762/19867 (1)	
	(2) 21533	(2) 21561		21986		19837	21829	19836		21566	(2) 339	19868		(2) 19762/19867 (1)	
	(2) 21533	(2) 21561		21986		19837	21829	19836		21566	(2) 339	19868		(2) 19762/19867 (1)	
	(2) 21533	(2) 21561		22412		19837	22762	19836	22791	21566		19868		(2) 19762/19867 (1)	22789
	(2) 21533	(2) 21561		22412		19837	22762	19836	22791	21566		19868		(2) 19762/19867 (1)	22789
23058	22453	23111		23056		23113	23057	23112		21566		19868		1810-0012/23091/23115	23181
23058	22453	23111		23056		23113	23057	23112		21566				1810-0012/23091/23115	23181
.				.		.	.		17658	17657	336	7070			.
11149	10072	10103	6333	.		.	.		4432	1311	336	1410-0056		(2) 4258/4259 (1)	.
.		(4) 5248		.		.	.								
.		(4) 5248	17891/5747	.		8453	.		17658	17657	336	7070			
.		(4) 5248	17891/5747	.		8453	.	5795	17658	17657	336	7070			
.		9484	2075	.		.	.								
.	10285	10286	2075	.	12686	10279	.		10093	17657	336	7070		4304	
.		(4) 5248	17891/5747	.		.	.		17658	17657	336	7070			
.		(4) 5248	17891/5747	.		8453	.	5795	17658	17657	336	7070			
5247	.	(4) 5248	17891/5747	.		8453	.	5795	17658	17657	336	7070			
.		9484	2075	.		.	.								
10312	.	10286	2075	.	10195	10279	.	10079	17658	17657	336	7070		4304	
.		(4) 5248	17891/5747	.		.	.		17658	17657	336	7070			
.		(4) 5248	17891/5747	.		8453	.	5795	17658	17657	336	7070			
.		(4) 5248	17891/5747	.		8453	.	5795	17658	17657	336	7070			
.		9484	2075	.		.	.								
.	10072	10103	6333	.	9919	10094	.		4432	17657	336	14990		4258	
.		.	17891/5747	.		.	.		17658	17657	336	7070			
.		9484	6333	.		.	.								
10276	10072	10103	6333	10274	9919	10094	.	12317	4432	528	336	14990		4258	
.		.	17891/5747	.		.	.		17658	528	336	7070		4304	
.		9917/9918	2075	9909	9919	9907	.			528	336				
.		9917/9918	2075	9909	9919	9907	.			528	336				
10078	10134	9917/9918	2075	9909	9919	9907	.	10079	10093	528	336			4304	
10078	10134	9917/9918	2075	9909	9919	9907	10416	10079	10093	528	336			4304	
.		.	2075/5747	.	12686	.	.		17658	528	336	7070		4304	
.		.	6333*	.	.	.	.		4432	9420	336		10769	4258	
.		10575		.		.	.				336	1410-0056		10574	
.		10575		.		.	.				336	1410-0056		10574	
11429	10944	10931	6333	11428	10515		11426		4432	1311				(2) 4258/4259 (1)	
.		15945					11423	11418			336	1410-0056		10574	
.		15945					11423	11419			336	1410-0056		10574	
.		.	6333*	.	.	.	.		4432	9420	336		10769	(2) 4258	
14212	10944	10971	6333		10515	10182	10957		4432	9420	336		10769	(2) 4258/8781 (1)	
.		10575				.	.				336	1410-0056		10574	
.		10575				.	.				336	1410-0056		10574	
14212	10944	10971	6333		10515	10182	10957		4432	9420	336		10769	(2) 4258/8781 (1)	
.		.	6333*	.	.	.	.				336	1410-0056		10574	
.		.		.	.	.	.		17658	528	336			4258	
.	10134	9917	2075	9909	9919	.	.			528	336				
10078	10134	9917	2075	9909	9919	.	.		10093	528	336			4304	
10078	10134	9917	2075	9909	9919	.	.		10093	528	336			4304	



## SHERWOOD

MANUFACTURER		SHERWOOD NUMBER	PORTS		IMPELLER KIT	MINOR REPAIR KIT	MAJOR REPAIR KIT	PUMP AVAIL.	REPLACEMENT PUMP	SEAL & SEAT/ LIP SEAL	BEARING ASSEMBLY
ENGINE MODEL	PART NUMBER		INLET	OUTLET							
<b>Chris Craft (cont.)</b>											
Model 430	16.80-10003	N10360GX	1/2" NPT	1/2" NPT	(2)10077	10244	12301	S		10546	4306
Model 431		P10670	-	-				O	N10360GX	10545	4257
Model 431		N10490CC	-	-	10557			O	*	10577	14055
Model 431		N10580C	-	-	10635			O	*	10577	14055
Model 350	16.80-18346	G15	1"	1"	09959K	23979	12665	S		12859	(2) 23448
Model 350	16.80-18346	G30-2	1"	1"	09959K	23979	12665	S		12859	(2) 23448
Model 350	16.80-18346	G30-2B	1"	1"	09959K	23979	12665	S		12859	(2) 23448
Model 454	16.80-18347	G45-1	1 1/4"	1 1/4"	10615K	23976	23977	S		12859	(2) 23448
<b>Chrysler Marine</b>											
318 and 360	4142878	G7	1 1/4"	1 1/4"	10615K	23976	23977	S		12859	(2) 23448
318 and 360	4142878	G7B	1 1/4"	1 1/4"	10615K	23976	23977	S		12859	(2) 23448
M80 (CW)	E5913-M	P10560G	-	-	(2)09959K			O	*	10545	*
M80 (CCW)	E5839-M	P10710G	-	-	(2)09959K			O	*	10545	*
Slant 6	E-7783-M	P10610G	-	-	09959K	10685	12252	O	*	10545	4257
Slant 6	2659553	A03	-	-	09959K	11145	12792	O	*	10545	4257
M225X	E-8542-M	Q10855G	1"	1"	(2) 09959K	12818	12933	O	D75	10545	19988
M225X	2847632	D75	1"	1"	(2) 09959K	10656	12793	S		10927	4257
M273X, LM318X	E-9327-M	R10935G	1"	1"	(2) 09959K	12818	12814	O	D60	10545	19988
M273X, LM318X	2847630	D60	1"	1"	(2) 09959K	10656	12300	S		10927	4257
M273X, LM318X	E-7584-M	N10390G	1"	1"	(2) 09959K	12818	12814	O	D60	10545	19988
M273X, LM318X	2847631	D65	1"	1"	(2) 09959K	10656	12300	O	D60	10927	4257
M383X, M413E, M440X	E-7592-M	P10550G	1 1/4"	1 1/4"	09959K/10615K	12816	12816	O	D55	10545	19988
M383X, M413E, M440X	2847629	D55	1 1/4"	1"	09959K/10615K	10922	12299	S		10927	4257
LM318-X, LM340-X	2846428	C-03	-	-	10615K	10999	11068	O	G7	10927	4257
LM318-X, LM340-X	3675763	G5	1 1/4"	1 1/4"	10615K	23976	23977	O	G7	12859	(2) 23448
LM318-X, LM340-X	3745511	G5-1	1 1/4"	1 1/4"	10615K	23976	23977	O	G7	12859	(2) 23448
LM318-X, LM340-X	3619030	F10	1 1/4"	1 1/4"	10615K	10999	11068	O	G50	10927	4257
LM318-X, LM340-X	3619212	G50	1 1/4"	1 1/4"	10615K	23976	23977	S		12859	(2) 23448
<b>Commander</b>											
302 and 351	CM1-10-610	J70	1"	1"	09959K	23979	12665	S		12859	(2) 23448
302 and 351	C2-10-610	L80	1 1/4"	1 1/4"	10615K	23976	23977	S		12859	(2) 23448
<b>Crusader (Dearborn)</b>											
Model 220,270,300,350	97179	E35	1" NPT	1" NPT	10615K	10999	11068	S		10927	4257
Chevy RH Rotation		L9820G	-	-	09745			O	*	10545	4257
Chevy RH Rotation		L9870G	-	-	09745			O	*	10545	4257
Chevy RH Rotation		M10270G	1" NPT	1 1/4"	(2)09959K			O	*	10545	4257
Chevy LH Rotation		L9841G	-	-	09745			O	*	10545	4257
Chevy LH Rotation		L9875G	-	-	09745			O	*	10545	4257
Chevy LH Rotation		M10280G	1" NPT	1 1/4"	(2)09959K			O	*	10545	4257
Chevy LH Rotation		Q10755G	-	-	09959K			O	*	10545	4257
Chevy LH Rotation	1000269	Q10775G	-	-	10187	12819	10187	O	*	10758	4257
Chevy LH Rotation	1001984	S11085G	1 1/2"	1"	10187	12819	10187	O	*	10758	4257
Chevy RH Rotation		Q10765G	-	-	09959K			O	*	10545	4257
Chevy RH Rotation	1000270	Q10785G	-	-	10187	12819	10187	O	*	10758	4257
Chevy RH Rotation	1001985	S11090G	1 1/2"	1"	10187	12819	10187	O	*	10758	4257
Interceptor		M10210G	-	-	09959K	10685	12252	O	P10700G	10545	4257
Interceptor		N10410G	-	-	09959K	10685	12252	O	P10700G	10545	4257
Interceptor		P10700G	3/4" NPT	3/4" NPT	09959K	10685	12252	S		10545	4257
Interceptor		F15	3/4" NPT	3/4" NPT	09959K			O	R50G	10927	4257
Model 220,270,300,350		S11040G	1" NPT	1" NPT	10615K	10999	11068	O	E35	10927	4257
Model 220,270,300,350		B04	1" NPT	1" NPT	10615K	10999	11068	O	E35	10927	4257
Model 220,270,300,350	40070	P102	1 1/4"	1 1/4"	10615K	19355	19354	S		18652	8490
Model 220,270,300,350		R101	1" NPT	1" NPT	10615K	18654	18653	P		10927	4257
Model 220,270,300,350	40050	P101	1 1/4"	1 1/4"	10615K	19301	19300	P		12859	(2) 23448
Chevy V6	97512	H10	1"	1"	09959K	23979	12665	O	*	12859	(2) 23448
<b>Palmer</b>											
I.H. 60		E20	1/2" NPT	1/2" NPT	10077K			O	*	10859/11628	4306
<b>Cummins</b>											
210 HP 4B	3912019	M71-01	1 1/4"	1 1/4"	10615K	23976	23977	P	M71	12859/10514	(2) 23448
6B Series 250HP	3912962	GC1-01	1 1/2"	1 1/2"	15000K	23980	23981	P	GC1	12859/10514	(2) 23448



**SHERWOOD**

MANUFACTURER		SHERWOOD NUMBER	PORTS		IMPELLER KIT	MINOR REPAIR KIT	MAJOR REPAIR KIT	PUMP AVAIL.	REPLACEMENT PUMP	SEAL & SEAT/ LIP SEAL	BEARING ASSEMBLY
ENGINE MODEL	PART NUMBER		INLET	OUTLET							
<b>Cummins (cont.)</b>											
6B 250HP / 4B CEPC	3920298	GC4	1 1/2"	1 1/2"	15000K	23980	23981	O	GC5	12859/10514	(2) 23448
6B 250HP / 4B CEPC	3927684	GC5-01	1 1/2"	1 1/2"	15000K	23980	23981	P	GC5	12859/10514	(2) 23448
4B Series 250HP	3349340	G1503-01	1 1/2"	1 1/2"	15000K	23980	23256	P	G1503	12859/12966	(2) 23448
6B	3919899	P1712	1 3/4"	1 3/4"	17000K	23972	23974	O	P1716X	15955/19674	(2) 15951
6B	3922590	P1716B-01	2"	1 3/4"	17000K	23972	23974	P	P1716X	15955/19674	(2) 15951
6C & 6B 270 - 450 HP	3912139	P173	1 3/4"	1 3/4"	17000K	23972	23974	O	P1722X	15955/19674	(2) 15951
6C	3922589	P1722B-01	2"	1 3/4"	17000K	23972	23974	P	P1722X	15955/19674	(2) 15951
6C & 6B 270 - 450 HP	3897194	P1727FB-01	Flange Elbows	Flange Elbows	17000K	23972	23974	P	P1727X	15955/19674	(2) 15951
6C & 6B 270 - 450 HP	3866493	P1730F-01	Flange Elbows	Flange Elbows	17000K	23972	23974	P	P1730X	15955/19674	(2) 15951
6C	4003526	P1731F-01	Flange Elbows	Flange Elbows	17000K	23972	23974	P	P1730X	15955/19674	(2) 15951
QSM11	3349392	G1810-01	Flange Elbows	Flange Elbows	18000K	24005	24008	P	G1810	23512/19869	24003 Shaft Bearing Assyt
<b>Escort (Skiltec)</b>											
302 and 351		F75	1" NPT	1" NPT	10615K	12418	12417	O	*	10927	4257
302 and 351	D5M28502	G85	1 1/4"	1 1/4"	10615K	23976	23977	S		12859	(2) 23448
<b>Glastron Boat Co.</b>											
121, 182, and 302 CI		G95-1	1"	1"	09959K	23979	12665	S		12859	(2) 23448
<b>Gray Marine</b>											
4 Cyl	G78478	N10510G	-	-	09959K			O	*	10545	4257
4 Cyl	G78972	P10650G	-	-	09959K		12242	O	*	10545	4257
4 Cyl	G77560	L9930G	3/4" NPT	3/4" NPT	09959K			O	*	10545	4257
6 Cyl	G77160	K9615G	-	-	09731			O	*	10545	4257
6 Cyl	G77475	M10065G	-	-	09959K			O	*	10545	4257
6 Cyl	G77560	L9930G	-	-	09959K			O	*	10545	4257
Fireball V8 (CW Rotation)	G75842	K9529G	-	-	09745			O	*	10545	4257
Fireball V8 (CW Rotation)	G77532	L9850G	-	-	09745			O	*	10545	4257
Fireball V8 (CW Rotation)	G80785	R10925G	-	-	09959K			O	*	10545	4257
Fireball V8 (CW Rotation)	G77586	M10180G	-	-	(2)09959K			O	*	10545	4257
Fireball V8 (CCW Rotation)	G80784	R10920G	-	-	09959K			O	*	10545	4257
Fireball V8 (CCW Rotation)	G77585	L9920G	-	-	(2)09959K			O	*	10545	4257
Compact V8 215,225 CCW	G80301	N10460	-	-	09959K		12250	O	*	10513/10514	4257
Compact V8 215,225 CW	G80300	N10470	3/4" NPT	3/4"	09959K		12250	O	*	10513/10514	4257
Gov Engine	G76647	Q10770G	-	-	09959K	10685		O	*	10545	4257
Gov Engine	G80971	R10955G	-	-	09959K	10685		O	*	10545	4257
Gov Engine	G85106	R10970G	-	-	10615K	10999		O	*	10927	4257
Gov Engine	G80561	Q10840	1/2" NPT	1/2" NPT	10077K		12251	O	*	10859/11628	(2) 4306
Gov Engine	G80953	R10945CC	1 1/2"	1 1/4"	10557	12249		O	*	10577	
Gov Engine	G80954	R10950C	1 1/2"	1 1/4"	10635	12249		O	*	10577	
<b>Indmar</b>											
4/6 Cyl and Gov Eng		P105	1 1/4"	1 1/4"	10615K	10615K	19354	S		18652	8490
<b>Isuzu</b>											
4, 6 Cyl Diesel	X-26230-1023	K90	1 1/4"	1 1/4"	10615K	23976	23977	S		12859	(2) 23448
<b>John Deere</b>											
6081AF	RE45458	P1711	Flange Elbows	Flange Elbows	17000K	23972	23974	O	P1719	15955/19674	(2) 15951
6081AFM & 6125AFM	RE45459	P1719-01	Flange Elbows	Flange Elbows	17000K	23972	23974	P	P1719X	15955/19674	(2) 15951
6.8L 300 HP	RE515657	P1719F-01	Flange Elbows	Flange Elbows	17000K	23972	23974	O	P1733FX	15955/19674	(2) 15951
<b>Kohler</b>											
4, 6 Cyl Diesel	246489	G906P	3/8" NPT	3/8" NPT	09000K			O	**	18570	(2) 23448
Ford	344089	G907P-01	3/8" NPT	3/8" NPT	09000K			S	G907P	22546	(2) 23448
4-6.5 KW Gas	344371	G907-01	3/8" NPT	3/8" NPT	09000K			S	G907	18035/10926	(2) 23448
5-7 KW Diesel	359341	GP8001-01	3/8" NPT	3/8" NPT	8000K			S	GP8001	23459	(2) 23323
<b>Lenco</b>											
		L90	1 1/4"	1 1/4"	10615K	23976	23977	O	G7	12859	(2) 23448
<b>Marine Corp. of Amer (see StarPower)</b>											
<b>Marine Power</b>											
		G157	1 1/2"	1 1/2"	15000K	23980	23981	S		12859	(2) 23448
		P105	1 1/4"	1 1/4"	10615K	10615K	19354	S		18652	8490

\*\* Kohler Replacement for "G-906P with pulley" is G-907P; "without pulley", use G-906.

Phone: 800-225-0004  Fax: 908-486-1056  
e-mail: sales@sealandpower.com

**SHERWOOD**

SHAFT	CAM	GASKET/ O-RING	BUSHING	BODY	CAM SCREW	COVER	HOUSING	WEAR PLATE	KEY	PIN	PIPE PLUG	SLINGER	HUB/ ADAPT.	RETAINING RING	PULLEY/ GEAR
21069	18398	12231/12855		14160	10515		17684	12856	4432				19387	4258/14161/4259 (2)	14184
19843	18398	12231/12855		19907	10515		17684	12856	4432		(2) 339		21700	(2) 4258/4259	19884
23228		12231		23231		21173	23230	22836	4432		(2) 339			(2) 4258/4259 (1)	23870
16046	18271	15945			19673	18742	18385	18441	19209				*	(3) 15952/15942 (1)	14184
23866	18271	21570/15945			19714	18742	19630	18441	19667		(2) 339		19727	(3) 15952	19885
16046	18271	15945			10515	18742	18385	18441	19209				*	(3) 15952/15942 (1)	14184
23866	18271	21570/15945			19714	18742	19630	18441	19667		(2) 339		19955	(3) 15952	19885
23866	18271	21570/15945			19714	18742	21523	18441	19667		(2) 339		21205	(3) 15952	19885
19616	18271	21570/15945			19714	18742	21523	18441	19667		(2) 339		21985	(3) 15952	22495
19616	18271	21570/15945			19714	18742	21523	18441	19667		(2) 339		21985	(3) 15952	22495
	(2) 21106	1720-0212		23396		19837	23523	19836		21566	(2) 339	19868		(2) 19762/19867 (1)	
12316	10944	10971	6333		10515	10182	*	*	4432	1311	336		10769	(2) 4258/4259	
12596	10944	12231/12855		12328	10515		12228	12856	4432	9420			10769	(3) 4258/4259 (2)	
12664	15883	12231/12855		12328	10515		12303	12856	4432	11543			12636	(3) 4258/4259 (2)	
*	10072	10103	6333	*	9919	10094	*		4432	1311	336			4258/4259	
*	10072	10103	6333	*	9919	10094	*		4432	1311	336			4258/4259	*
*	10072	10103	6333	*	9919	10094	*		4432	1311	336			4258/4259	*
*		9484	6333	*	*	*	*	*		1311	336		*	4258/4259	*
*	10072	9484	6333	*	9919	*	*	*	4432	1311	336		*	4258/4259	*
*	10072	10103	6333	*	9919	10094	*	*	4432	1311	336		*	4258/4259	*
*		9484	6333	*	*	*	*	*		*	336		*	4258/4259	*
*		9484	6333	*	*	*	*	*		413	336		*	4258/4259	*
*	10072	(2) 10103	6333	*	9919	10094	*	*	4432	413	336		*	4258/4259	*
10266	(2) 10072	(2) 10103	6333	*	9919	10094	*	*	4432	413	336		*	4258/4259	*
*	10072	(2) 10103	6333	*	9919	10094	*	*	4432	413	336		*	4258/4259	*
10266	(2) 10072	(2) 10103	6333	*	9919	10094	*	*	4432	413	336		*	4258/4259	*
*	10072	10512	*	*	10515	*	*	*	4432	1311	336		*	5328/4259	*
*	10072	10512	*	*	10515	*	*	*	4432	1311	336		*	5328/4259	*
*	10072	10103	6333	*	10515	10094	*	*	4432	1311	336		*	(3) 4258/4259	*
*	10072	10103	6333	*	10515	10094	*	*	4432	1311	336		*	(3) 4258/4259	*
*	10929	10931	6333	*	10515	10182	*	*	4432	1311	336	7070	*	4258/4259	*
10858	10285	10286	*	*	10195	10593	*	*	10093	*	336	*	*	4303/4304	*
14055		10575	*	*	*	*	*	*	*	*	336	*	*	10574	*
14055		10575	*	*	*	*	*	*	*	*	336	*	*	10574	*
19308	10944	12231		21378	10515	21120			4432				19275	5126/6837	
12596	10944	12231/12855		12227	10515		12228	12856	4432					(3) 4258/4259 (2)	*
19345	18271	15945			19714	18742	*	18441	19209				*	(3) 15952	
19345	18271	15945			19714	18742	19732	18441	19667		(2) 339	19712	19700	(3) 15952	
19345	18271	15945			19714	18742	19732	18441	19667		(2) 339	19712	19700	(3) 15952	
18569	18663	19964			10195	19965	19963		13777		(2) 18449			4258/4259	19967
21861	18663	19964			10195	19965	21862		13777		(2) 18449			(2) 4258/4259	21859
21861	18663	19964			10195	19965	21862		13777		(2) 18449			(2) 4258/4259 (1)	
23445		23447		23354		23366	23352							23325/23443	
12233	10944	12231/12855		12227	10515		12228	12856	4432/12622	11541			12393	12305 (2) 4258/4259	12326
21231	18314	12231/12855		12227	10515		17684	12856	4432		(2) 336			(3) 4258/4259 (2)	
19308	10944	12231		21378	10515	21120			4432				19275	5126/6837	

**SHERWOOD**

MANUFACTURER		SHERWOOD NUMBER	PORTS		IMPELLER KIT	MINOR REPAIR KIT	MAJOR REPAIR KIT	PUMP AVAIL.	REPLACEMENT PUMP	SEAL & SEAT/ LIP SEAL	BEARING ASSEMBLY
ENGINE MODEL	PART NUMBER		INLET	OUTLET							
<b>Mercuriser</b>											
7.3 Diesel	L270	G151	1 1/2"	1 1/2"	15000K	23980	23981	S		12859	(2) 23448
7.3 Diesel	L270	G155	1 1/2"	1 1/2"	15000K	23980	23981	S		12859	(2) 23448
<b>North American Engine</b>											
6.2L Diesel		G56	1 1/4"	1 1/4"	10615K	23976	23977	S		12859	(2) 23448
<b>Onan</b>											
12MDJC-15 MDJF	132C115	RPGC	3/4" NPT	3/4" NPT	09959K	10685	12246	O	*	10545	4306
30MDEH-50MDEG	132C115	RPGC	3/4" NPT	3/4" NPT	09959K	10685	12246	O	*	10545	4306
4Cyl Diesel	132-0275	K75	1"	1"	09959K	23979	12665	O	K75B	12859	(2) 23448
4Cyl Diesel	132-0276	K75B	1"	1"	09959K	23979	12665	O		12859	(2) 23448
5Cyl Diesel	132-0278	L10	1 1/4"	1 1/4"	10615K	23976	23977	S	L10B	12859	(2) 23448
5Cyl Diesel	132-0278	L10B	1 1/4"	1 1/4"	10615K	23976	23977	S		12859	(2) 23448
6.5-10 KW	132-0358	G701-01	1"	1"	10077K		22784	P		18037/21751	(2) 23448
5Cyl Diesel	132-0271	G905	1"	1"	09000K			O		12859/18570	(2) 23448
5Cyl Diesel	132-0343	G1004	1"	1"	10615K	10615K	22014	O	G1006	21208/21209	(2) 23448
5Cyl Diesel	132-0347	G1005	1"	1"	10615K	10615K	22014	O	G1006	21208/21209	(2) 23448
10-25 KW	132-0356	G1006-01	1"	1"	10615K	10615K	22276	P	G1006	22117/21208	23448
10-25 KW	132-0413	G1008-01	1"	1"	10615K	10615K	22276	P		22117/21208	8490
	132-0395	GP8002-01	3/8" NPT	3/8" NPT	8000K			P	GP8002	23459	(2) 23448
<b>Osco Motors</b>											
		P105	1 1/4"	1 1/4"	10615K	10615K	19354	S		18652	8490
<b>Owens Flagship Marine</b>											
Model V8	6587	L9887	-	-				O	*	7269/10546	*
		M10230	-	-				O	*	7269/10546	*
		Q10750	-	-				O	*	10545	*
<b>OMC</b>											
In Board	981939	G45-2	1 1/4"	1 1/4"	10615K	23976	23977	O	G46	12859	(2) 23448
V8 Chevy	981937	H-85	1 1/4"	1 1/4"	10615K	23976	23977	O		12859	(2) 23448
V8 Chevy	985096	G46	1 1/4"	1 1/4"	10615K	23976	23977	S		12859	(2) 23448
6-8 Cyl	3852398	G9901	1 1/4"	1"	09959K	23979	12665	S		12859	(2) 23448
4Cyl	3852399	G9902	1 1/4"	1"	09959K	23979	12665	O	G9903	12859	(2) 23448
4Cyl	3855079	G9903	1 1/4"	1"	09959K	23979	12665	S		12859	(2) 23448
<b>Pathfinder Volkswagon Eng.</b>											
4 Cyl		J90	1"	1"	09959K			O	*	12859	*
<b>Perkins Engine U.S.</b>											
40-107 Diesel		B06	3/4" NPT	3/4" NPT	09959K	09959K	11421	O	G65	11237/10514	*
40-108 Diesel	NA003335	G65	3/4" NPT	3/4" NPT	09959K	09959K	12221	S		10514	(2) 23448
4-154 Diesel	NA005576	H5	1"	1"	09959K	12981	12980	S		10514/06602	(2) 4257
6-354 Diesel	NA001175	RPBC	1" NPT	1" NPT	10615K	10999	11068	S		10927	4257
<b>Pleasurecraft Marine</b>											
Chevy 454		G55-2	1 1/4"	1 1/4"	10615K	23976	23977	P		12859	(2) 23448
302 and 351		G20	1"	1"	09959K	23979	12665	O	G21	12859	(2) 23448
302 and 351		G21-01	1"	1"	09959K	23979	12665	P	G21	12859	(2) 23448
Mitsubishi 4 Cyl		G22-01	-	-	09959K	23979	12665	P	G22	12859	(2) 23448
7.3L Diesel		G26-01	1 1/4"	1 1/4"	10615K	23976	23977	P	G26	12859	(2) 23448
350 GM		P105-01	1 1/4"	1 1/4"	10615K	10615K	19354	P	P105	18652	(2) 08490
5.7L V8 GM		P1012-01	1 1/4"	1 1/4"	10615K	19301	19300	P		12859	(2) 23448
8.1L V8 GM		P109	1 1/4"	1 1/4"	10615K	10615K	19354	P		18652	(2) 08490
<b>StarPower</b>											
Inboard		G151	1 1/2"	1 1/2"	15000K	23980	23981	S		12859	(2) 23448
Stern Drive	800790MI	G155	1 1/2"	1 1/2"	15000K	23980	23981	S		12859	(2) 23448
<b>Universal Medalist</b>											
Atomic Four		L9960	-	-	09979			O	T11165	*	
Atomic Four		T11165	3/8"	3/8"	09979	12949		O	*	10514	



## SHERWOOD

MANUFACTURER		SHERWOOD NUMBER	PORTS		IMPELLER KIT	MINOR REPAIR KIT	MAJOR REPAIR KIT	PUMP AVAIL.	REPLACEMENT PUMP	SEAL & SEAT/ LIP SEAL	BEARING ASSEMBLY
ENGINE MODEL	PART NUMBER		INLET	OUTLET							
<b>Universal Medalist (cont.)</b>											
Utility Four		T11166	-	-	09979	12949		O	*	10514	
Model OK-OL		L9790G	-	-	09732			O	*	10546	4306
Model OK-OL		Q10805G	3/8"	3/8"	10077K			O	*	10546	4306
Sabre V6		R10930G	3/4"	3/4"	09959K	10997		O	*	10545	4257
Light Plants		E05	1/2"	1/2"	10077K	10996	24025	O	R30G	11367	4306
Light Plants		R10870G	3/4" NPT	3/4" NPT	09959K	10997	12937	S	R50G	10927	4257
Light Plants	299805	H80A	3/8"	3/8"	12336	11876		O	G908	(2) 10514	
Light Plants	300986	M5	3/8"	3/8"	12336	11876		O	G908	(2) 10514	
Light Plants	302648	G903	1/2"	1/2"	09000K			S		12859/18806	(2) 23448
<b>U.S. Marine</b>											
351 Ford		P151	1 1/4"	1 1/4"	15000K			S		18652	(2) 18662
<b>Volvo Penta</b>											
		G30-2	1"	1"	09959K	23979	12665	S		12859	(2) 23448
		G85	1 1/4"	1 1/4"	10615K	23976	23977	S		12859	(2) 23448
Crank Drive***		P105	1 1/4"	1 1/4"	10615K	10615K	19354	S		18652	8490
6-8 Cyl	3852398	G9901	1 1/4"	1"	09959K	23979	12665	S		12859	(2) 23448
4Cyl	3852399	G9902	1 1/4"	1"	09959K	23979	12665	O	G9903	12859	(2) 23448
4Cyl	3855079	G9903	1 1/4"	1"	09959K	23979	12665	S		12859	(2) 23448
<b>J.H. Westerbeke Corp.</b>											
Pilot 10-20		A20	3/8" NPT	3/8" NPT	10077K			O	F85	10927/11237	*
Pilot 10-20	16423	F85	1/2" NPT	1/2" NPT	09959K		12221	S		10514	(2) 23448
Diesel 4 Cyl	16432	F95	3/4" NPT	3/4" NPT	10615K	10999	12333	S		10927	21972
Diesel 6 Cyl	16432	F95	3/4" NPT	3/4" NPT	10615K	10999	12333	S		10927	21972
Diesel 6 Cyl	24102	R30G-1-01	1/2" NPT	1/2" NPT	10077K	10996	24025	S	R30G-1	11367	4306
Gov Life Boat	11658	B11	1/2" NPT	1/2" NPT	05237/05725	12951	13369	O		11367	11365
Gov Life Boat	11353	R10870G-01	3/4" NPT	3/4" NPT	09959K	10997	12937	S	R10870G	10927	4257
Gov Life Boat	24143	H70	7/8"	7/8"	10077K	13367	13366	O	*	11628	
Gov Life Boat	302648	G903	1/2" NPT	1/2" NPT	09000K			O	G908	12859/18806	(2) 23448
Gov Life Boat	42175	G908-01	1/2" NPT	1/2" NPT	09000K			P		12859/18806	(2) 23448
<b>Whittaker Corp.</b>											
		S4-1	1/2" NPT	1/2" NPT	(2) 00456			S		10927	4257
<b>Yamaha</b>											
4.3 V6, 305/350 Chevy	10100000	R991	1 1/4"	1 1/4"	09959K	09959K	18655	S		10927	4257
<b>Sherwood</b>											
		R30G	1/2" NPT	1/2" NPT	10077K	10996	24025	S		11367	4306
		R50G	3/4" NPT	3/4" NPT	09959K	10997	12937	S		10927	4257
		R102	1" NPT	1" NPT	10615K	10999	11068	S		10927	4257
		G1	1"	1"	09959K	23979	12665	S		12859	(2) 23448
		G2	1"	1"	09959K	23979	12665	S		12859	(2) 23448
		G3	1-1/4"	1-1/4"	10615K	23976	23977	S		12859	(2) 23448
		G4	1-1/4"	1-1/4"	10615K	23976	23977	S		12859	(2) 23448
		G8	1-1/4"	1-1/4"	10615K	23976	23977	S		12859	(2) 23448
		G11	1/2" NPT	1/2" NPT	09000K			S		12859	(2) 23448

\*\*\* Pump retrofits with Johnson's F6B-9 (10-24228-1) and Jabsco's 23800-0201.

Maintenance Schedule	Pleasure Boating (Low Hours)		Commercial/Fishing Use (High Hours)	
	Light Duty	Severe Duty (High RPM, Silt or Sand)	Heavy Duty	Severe Duty (High RPM, Silt or Sand)
Impeller Kit	Every year	6 - 12 months	6 - 12 months	3 - 6 months
Minor Kit	2 years	Every year	Every year	6 months
Major Kit	4 years	2 years	2 years	Every year

### Recommended inspection to be performed at any service interval:

Impeller . . . . . Inspect for cracks or tears. Also, inspect for excessive abrasion of vane ends. Replace annually, or if any of the conditions exist, as in the picture

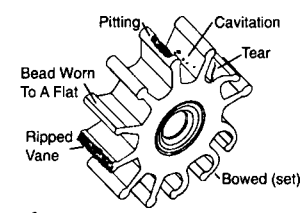
Wear Plate . . . . . Inspect for wear, flatness, and pin for fatigue. Replace at major (minor and major for 17000 series) pump rebuild or if wear is evident to maintain pump flow and suction performance.

Phone: 800-225-0004 ☎ Fax: 908-486-1056  
e-mail: sales@sealandpower.com

**SHERWOOD**

SHAFT	CAM	GASKET/ O-RING	BUSHING	BODY	CAM SCREW	COVER	HOUSING	WEAR PLATE	KEY	PIN	PIPE PLUG	SLINGER	HUB/ ADAPT.	RETAINING RING	PULLEY/ GEAR
10991	*	9484	2075	*	*	*		*		17657	336		*		
*	10285	10286	2075	*	10195	10279			10093	1311	336	7070		4304	
*	10162	10103	6333	*	*	10094	*		4432	1311	336	7070		4258/4259	
10289	10285	10197/10286	2075	10596	10195	10279			10093	1311	336			4303/4304	
*	10072	10171/10103	6333	*	9919	10094	15104		4432/12622	1311	336			4258/4259	
11873	*	10286	11519	*	10822	10593			10093		336			12863	
13833	*	10286	11519	*	10822	10593			10093		336			12863	
*	18663	12231/12855		*	10195		18451	12856	18576			1410-0056		(3) 4258/4259 (1)	
18671	18398	12231			10515	18509	18660		4432			14990	18507	6837/8781	
12612	15883	12231/12855		12328	10515	12856	12303	12856	4432	12791			12615	(3) 4258/4259 (2)	
12596	10944	12231/12855		12328	10515	12228	12228	12856	4432	9420			10769	(3) 4258/4259 (2)	
19308	10944	12231		21378	10515	21120			4432				19275	5126/6837	
13363	15883	12231/12855		21153	10515		21151		4432					(3) 4258/4259	21154
13363	15883	12231/12855		21153	10515		21151		4432					(3) 4258/4259	21175
13363	15883	12231/12855		21759	10515		21151		4432					(3) 4258/4259	21175
*	*	*		*	344	10593			10093					4258	
12444	10072	11360		12210	10515	12220			4432					(3) 4258/4259 (1)	
12226	10929	10931		12225	10515	10182			4432	(2) 1311	336	7070		(3) 4258/4259 (1)	
12226	10929	10931	6333	12225	10515	10182			4432	(2) 1311	336	7070		(3) 4258/4259 (1)	
11854	10285	10197/10286	2075	10596	10195	10279	15103		10093/13370	(2) 1311	336			4303/4304 (3)	
11363/5247		(2) 5248	5747/17891	*	10195	8453	5249			(4) 1311	336	7269		4304	
10852	15883	10103/10171	6333	10176	9919	10094	15104		4432/12622	(2) 1311	336			(3) 4258/4259	
11882	10285	11885	11518	*	10195	*			10093			7070		(2) 12863	
*	18663	12231/12855		*	10195		18451	12856	18576			1410-0056		(3) 4258/4259 (1)	
22796	18663	12231/12855		22795	10195		18451	12856	18576			1410-0056		(3) 4258/4259 (1)	
5782/6394		4263/252	6333	6438		11485	11415		4432/12622					(3) 4258/4259 (1)	
18464	15883	12231	6333		10515	18428	18427		12841					(3) 4258/4259 (1)	18446
10289	10285	10197/10286	2075	10596	10195	10279	15103		10093	(2) 1311	336			4303/4304 (3)	
10175	15883	10103/10171	6333	10176	9919	10094	15104		4432	(2) 1311	336			(3) 4258/4259	
18502	10929	10931	6333	18501	10515	10182			(2)4432	(2) 1311	336			(3) 4258/4259	
11877	15883	12231/12855		12227	10515		12303	12856	04432/12622					(3) 4258/4259 (2)	
11877	15883	12231/12855		12227	10515		11903	12856	04432/12622					(3) 4258/4259 (2)	
11877	10944	12231/12855		12227	10515		12228	12856	04432/12622					(3) 4258/4259 (2)	
11877	10944	12231/12855		12227	10515		12907	12856	04432/12622					(3) 4258/4259 (2)	
11877	10929	12231/12855		18075	10515		18154	12856	04432/12622					(3) 4258/4259 (2)	
21578	18663	12231/12855		12227	10195		18451	12856	04432/18576					(3) 4258/4259 (2)	

- Cam . . . . . Replace at major pump rebuild or if pitting/wear is evident.
- Cover . . . . . Replace at major pump rebuild or if wear exists to maintain pump flow and suction performance.
- Mechanical Seal . . . . . Replace at minor and major pump rebuild or if leaking.
- Lip Seal . . . . . Replace at major (minor and major for 17000 and G series) pump rebuild or if leaking.
- Shaft . . . . . Inspect for wear in area of lip seal and rubber impeller. Grooving of lip seal area or heavy fretting of the impeller end shaft will require shaft replacement.
- Bearing . . . . . Inspect for loss of grease, corrosion or rough rotation. Replace at major pump rebuild



Phone: 800-225-0004    Fax: 908-486-1056  
 e-mail: sales@sealandpower.com



# Sherwood Repair Kits

Kits Include the Following												
Bushing	Ball Bearing	Seal Assy	O-Ring/Gasket	Impeller	Cam	Wear Plate	Key	Cover Assy	Lip Seal	Retaining Rings	Washer	Shaft

Kit #	For Model Numbers	Bushing	Ball Bearing	Seal Assy	O-Ring/Gasket	Impeller	Cam	Wear Plate	Key	Cover Assy	Lip Seal	Retaining Rings	Washer	Shaft
<b>Minor Kits</b>														
09959K	R991, B06, G65				2	1								
10244	N10360GX	1	1	1	2	2								
10615K	P102, P105, P109, G1004, G1005, G1006, G1008				2	1								
10656	D75, D60, D65			1	2	2								
10996	R30G-1, E05, R30G			1	2	1			1			1		
10997	R10870G, R10930G, R50G			1	2	1			1			1		
10999	E35, C-03, F10, S11040G, B04, R10970G, RPBC, F95, R102			1	1	1			1			1		
11430	D05	1	1	1	1	1								
12981	H5				2	1					1			
19301	P101, P1012			1	1	1								
23972	P1712, P1716B, P173, P1722B, P1727FB, P1730F, P1731F, P1711, P1719, P1719F			1	1	1		1	1			1		
23973	P171, P176, P172, P1710, P1726, P1726TC, P1732			1	1	1		1	1			1		
23976	G3, G4, G5, G5-1, G7, G7B, G8, G26, G45-1, G45-2, G46, G50, G55-2, G56, G85, H-85, K90, L10, L10B, L80, L90, M71			1	2	1			1			3	1	
23979	G1, G2, G15, G20, G21, G22, G30-2, G30-2B, G95-1, G9901, G9902, G9903, H10, J70, K75, K75B			1	2	1			1			3	1	
23980	GC1, GC4, GC5, G157, G151, G155, G1503			1	2	1			1			3	1	
24004	G1804, G1806, G18061, G1808, G18081			1	2	1	2					1	1	
24005	G1810			1	2	1	2					1	1	
24023	G1805, G1807, G18071			1	2	1	2					1	1	
<b>Major Kits</b>														
11068	E35, C-03, F10, S11040G, B04, RPBC, R102	1	1	1	1	1	1		1			3		
12221	G65, F85		2		1	1					1			
12300	D60, D65	1	1	1	2	2	2	1						
12665	G1, G2, G15, G20, G21, G22, G30-2, G30-2B, G95-1, G9901, G9902, G9903, H10, J70, K75, K75B		2	1	2	1	1	1	1			5	1	
12937	R10870G, R50G	1	1	1	2	1	1		1			4		
12980	H5		1		1	1	1		1		1			
13366	H70	1				1	1		1		1	2		
18655	R991	1	1	1	1	1	1					4	1	
19300	P101, P1012		2	1	1	1						1		
19354	P102, P105, P109		2		2	1					1	1		1
22014	G1004, G1005				1	1	1	1	1		1			
22276	G1006, G1008				1	1	1	1	1	1		5		
23234	G2201, G22011				1	1	1	1		1		1		
23256	G1503		2	2	1	1		1	1	1		3	1	
23974	P1712, P1716B, P173, P1722B, P1727FB, P1730F, P1731F, P1711, P1719, P1719F		2	1	1	1	1	1	1	1	1	3	3	
23975	P171, P176, P172, P1710, P1726, P1726TC, P1732		2	1	1	1	1	1	1	1	1	3	3	
23977	G3, G4, G5, G5-1, G7, G7B, G8, G26, G45-1, G45-2, G46, G50, G55-2, G56, G85, H-85, K90, L10, L10B, L80, L90, M71		2	1	2	1	1	1	1			5	1	
23981	GC1, GC4, GC5, G157, G151, G155		2	1	2	1	1	1	1			5	1	
24006	G1804, G1806, G18061			1	2	1	2	1		1	1	2	2	
24007	G1808, G18081			1	2	1	2	1	1	1	1	2	4	
24008	G1810			1	2	1	2	1		1	1	2	1	
24024	G1805, G1807, G18071			1	2	1	2	1		1	1	2	2	
24025	R30G-1, E05, R30G	1	1	1	2	1	1		1			4		

Phone: 800-225-0004 ☎ Fax: 908-486-1056  
 e-mail: sales@sealandpower.com